



Institucioni i Arsimit
UNIVERSITAR AAB

FAKULTETI I SHKENCAVE KOMPJUTERIKE

HYRJE

Programimi?

Proces kreativ per ta kryer nje pune (proces) i pershtatur nga programuesit per nje sistem te caktuar.

C++?

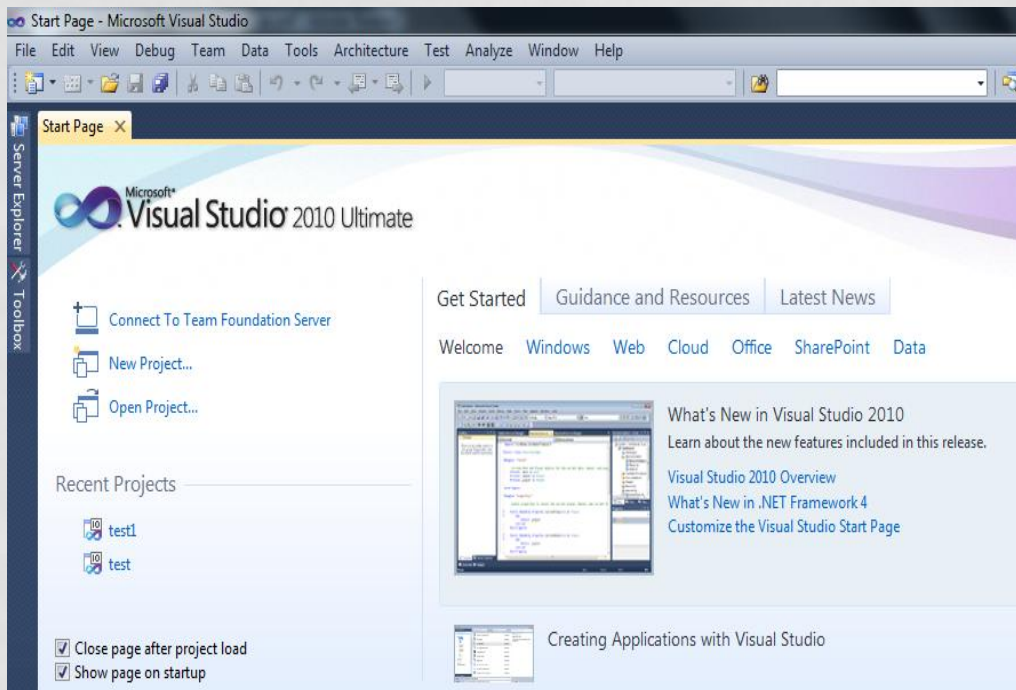
Gjuhe programuese qe ka karakteristika te pergjithsme te programimit dhe qe konsiston ne “orientimin e objekteve” (Object-Oriented)

Object-Oriented Programing?

Lloj i programimit ku “objektet” kane te dhena dhe jane te shoqeruara me procese te ndryshme (metoda).

AKTIVIZIMI I APLIKACIONIT VISUAL STUDIO

File Edit View Debug Team Data Tools Architecture Test Analyze Window Help



Programi C++

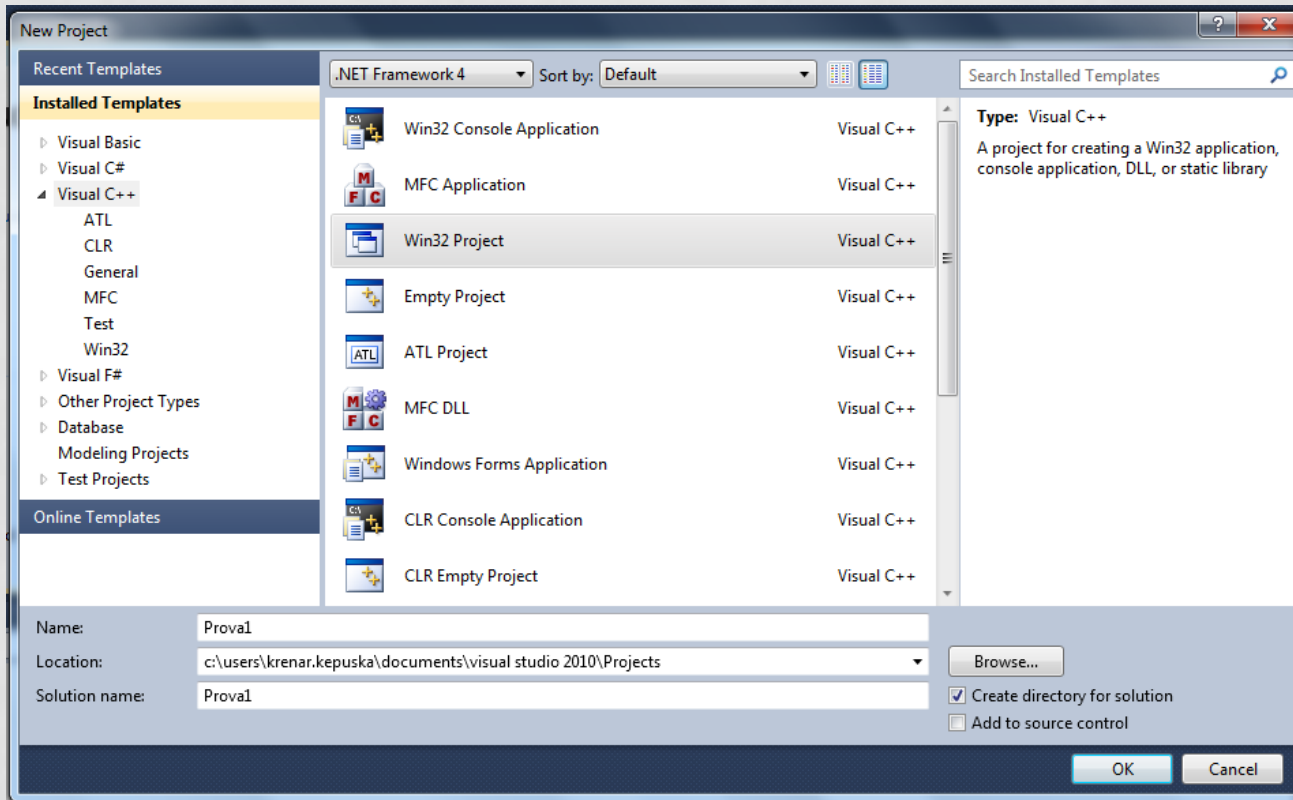
.CPP

.EXE

Compiling

Building

KRIJIMI I PROJEKTIT TE RI

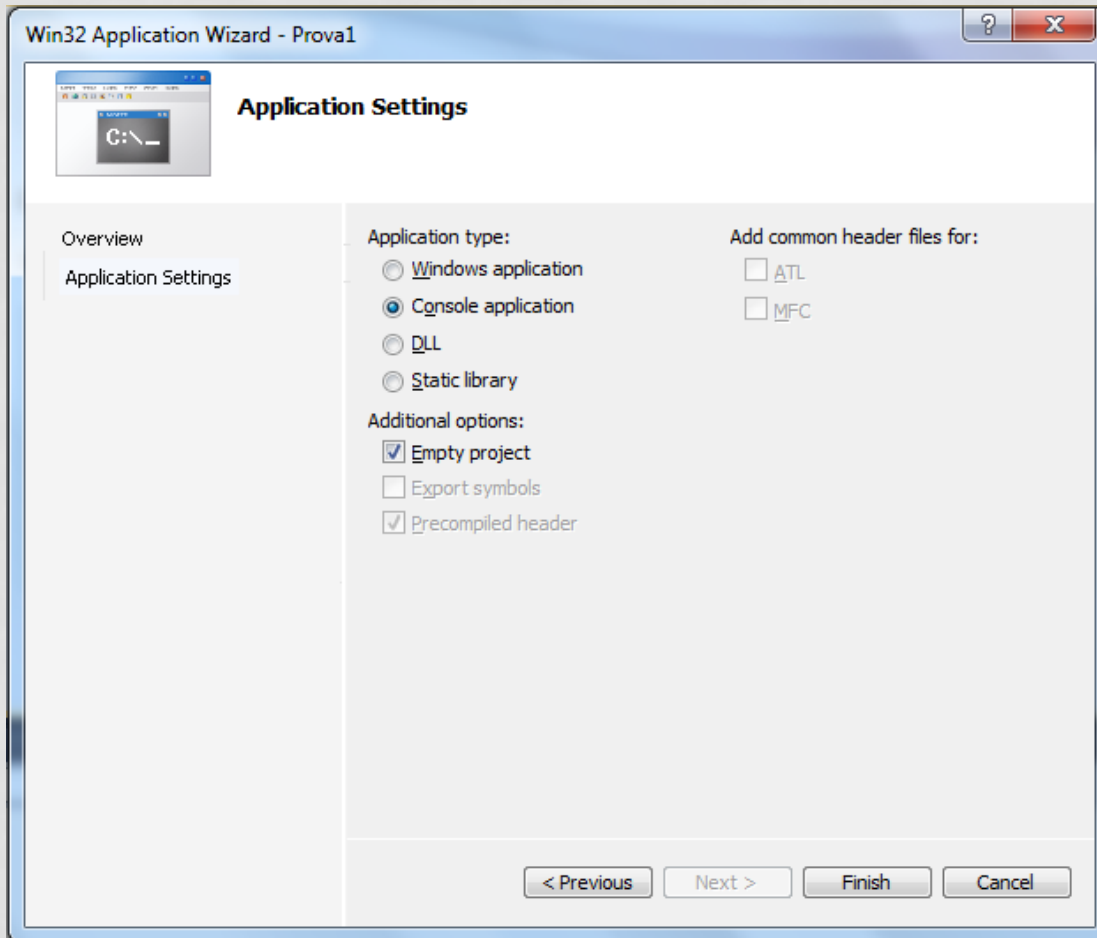


Visual C++

Win32 Project

Project-Name

MODIFIKIMI I PROJEKTIT












Console application

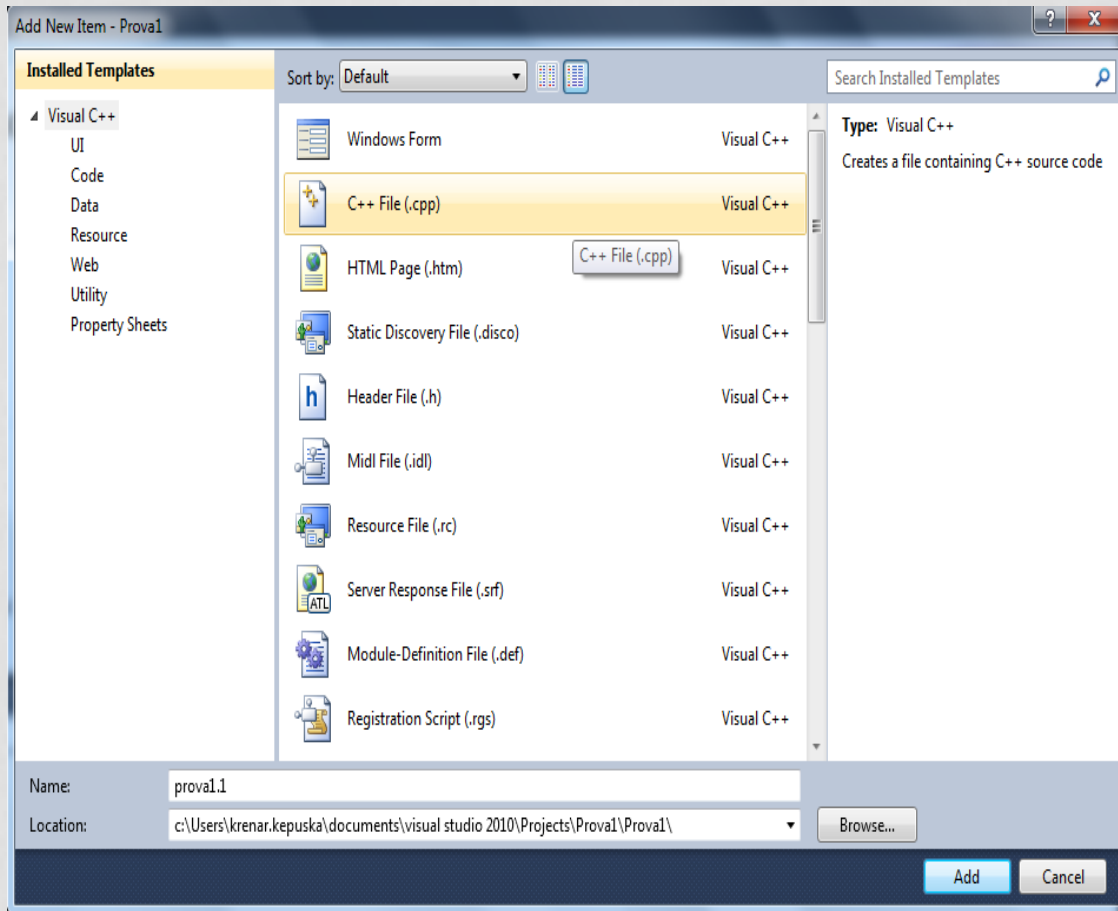
Empty project

HAPËSIRA PUNUESE E PROGRAMIT

File Edit View **Project** Build Debug Team Data Tools Architecture Test Analyze Window Help

-  Add Class...
-  Class Wizard... Ctrl+Shift+X
-  Add Resource...
-  **Add New Item...** Ctrl+Shift+A
-  Add Existing Item... Shift+Alt+A
-  New Filter
-  Show All Files
- Unload Project
- Rescan Solution
- References...
- Set as StartUp Project
- Build Customizations...
-  Properties
-  Open Folder in Windows Explorer

PROGRAMI C++ (.CPP)



Visual C++

C++ File (.CPP)

File-Name

PROGRAMI I PARE NE C++

```
1 //programi i pare ne C++
2
3 /* programi i pare ne C++ */
4
5
6
```

- // Koment
- /* Koment */

```
1 //programi i pare ne C++
2
3 #include <iostream>
4
5
6
```

- **#include <iostream>**
Direktiva
(Input-Output stream)

PROGRAMI I PARE NE C++

```
1 //programi i pare ne C++
2
3 #include <iostream>
4 using namespace std;
5
```

using namespace std;

☐ Hapesire std:: //comm

```
1 //programi i pare ne C++
2
3 #include <iostream>
4 using namespace std;
5 int main()
6
```

int main ()

☐ Inicializimi i egzekutimeve te programeve C++

PROGRAMI I PARE NE C++

```
1 //programi i pare ne C++
2
3 #include <iostream>
4 using namespace std;
5 int main()
6 {
7     cout<< "Prgrami i pare ne C++"
8         << endl; /*koment*/
9
10
11     return 0;
12 }
```

Cout<<

Return 0;

{ }

KOMPAJLIMI I PROGRAMIT

```
1 //programi i pare ne C++
2
3 #include <iostream>
4 using namespace std;
5 int main()
6 {
7     cout<< "Prgrami i pare ne C++"
8         << endl; /*koment*/
9
10
11     return 0;
12 }
```

146 %

Output

Show output from: Build

```
1>----- Build started: Project: krenar1, Configuration: Debug Win32 -----
1> krenar11.cpp
===== Build: 1 succeeded, 0 failed, 0 up-to-date, 0 skipped =====
```

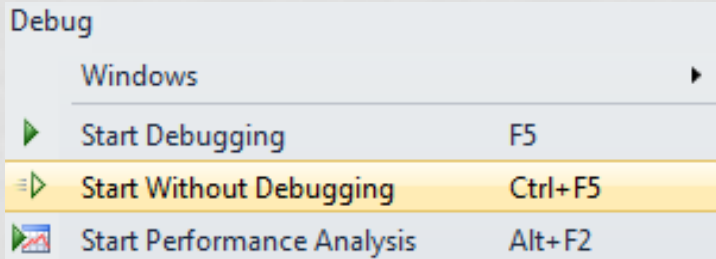
Debug

Gershetimi i funksioneve

Compiling = Ctrl+F7

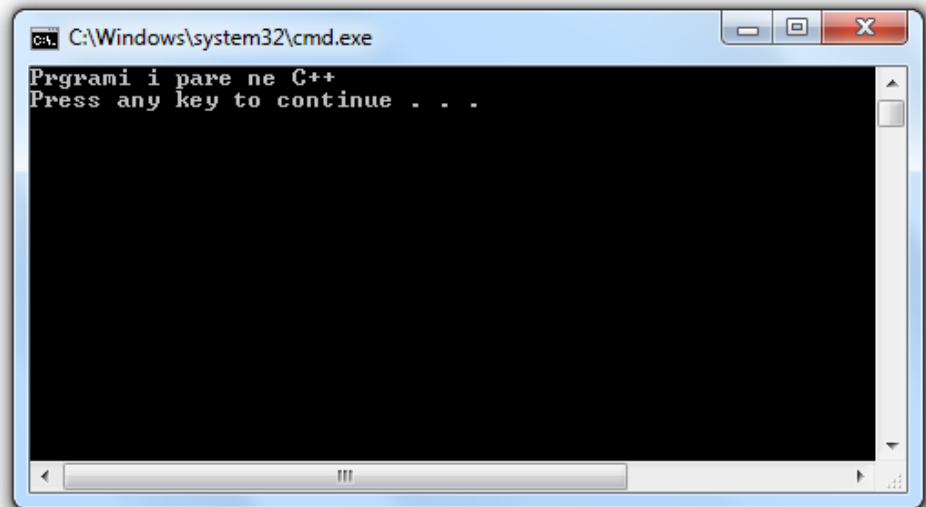
Transformim "Source code"

EGZEKUTIMI I PROGRAMIT

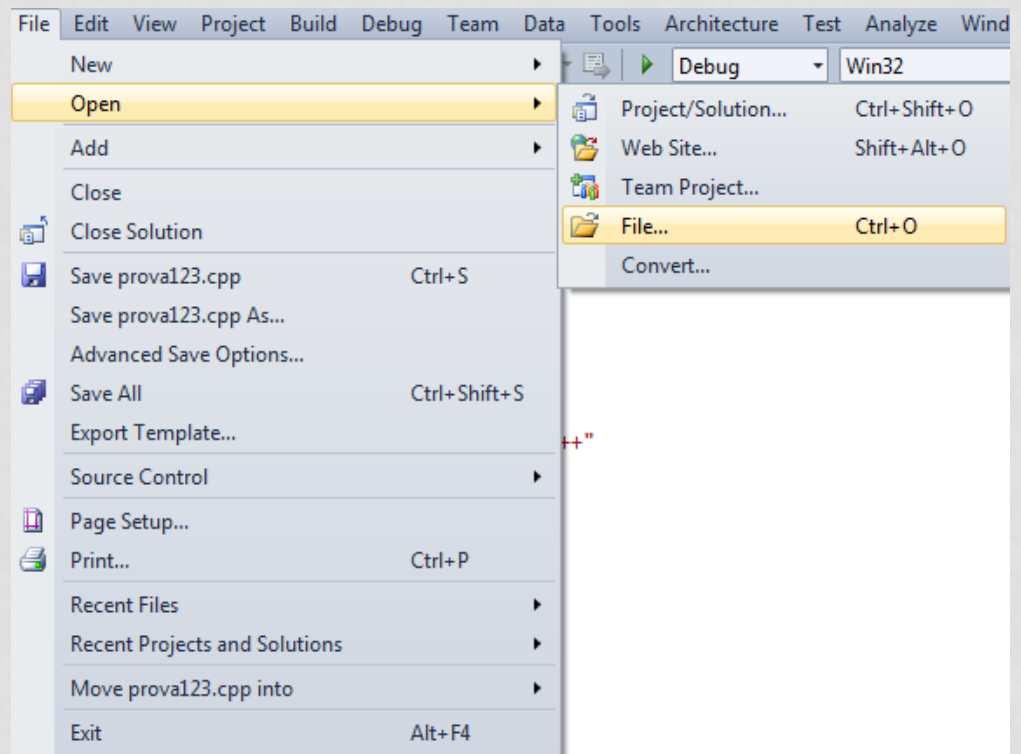
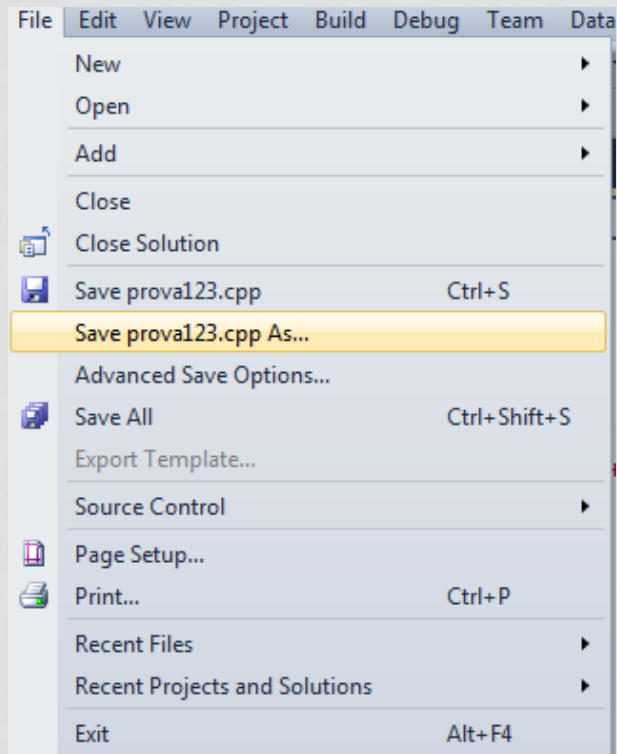


□ Debug = Ekzekutimi = Ctrl + F5

```
1 //programi i pare ne C++
2
3 #include <iostream>
4 using namespace std;
5 int main()
6
7 {
8     cout<< "Prgrami i pare ne C++"
9         << endl; /*koment*/
10
11     return 0;
12 }
```

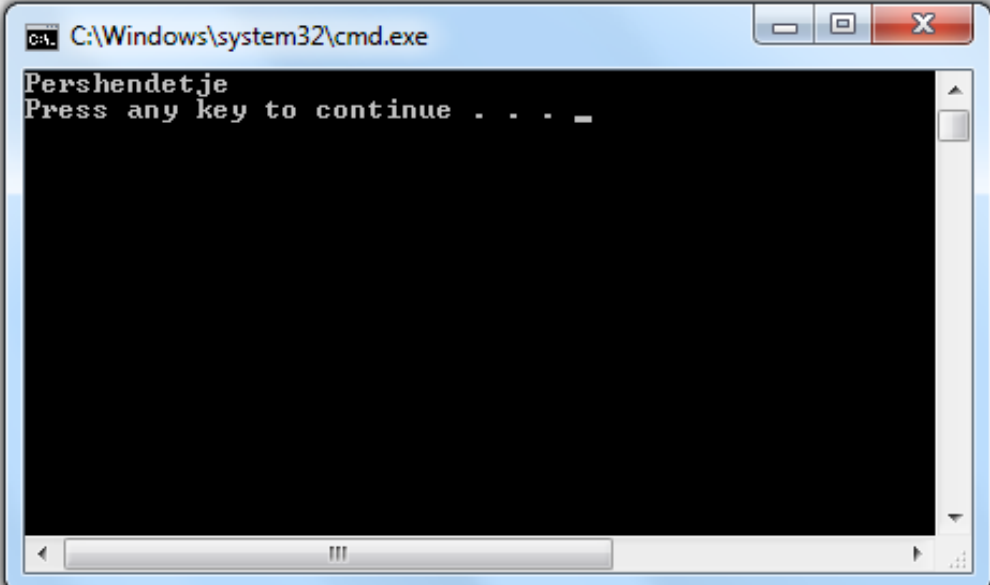


RUAJTJA DHE RIHAPJA E SKEDAREVE C++



SHEMBULLI 1

```
1 //Detyra e pare ne C++
2
3 #include <iostream>
4 using namespace std;
5 int main()
6
7 {
8     cout<< "Pershendetje"
9         << endl;
10
11     return 0;
12 }
```



The screenshot shows a Windows command prompt window titled "C:\Windows\system32\cmd.exe". The window contains the output of the C++ program: "Pershendetje" followed by "Press any key to continue . . . _". The text is displayed in a monospaced font on a black background.

Kompilimi = Ctrl+F7

Ekzekutimi = Ctrl + F5

SHEMBULLI 2

```
1  /* Shembulli 2 ne te cilin
2  do ti perfshijme me shume komente */
3
4  #include <iostream>    //Direktiva
5  using namespace std;  //Hapesira Std::
6  int main()            //Funksioni kryesor
7  {
8      cout<< "Pershendetje" //Shfaq ne ekran "Pershendetje"
9          << endl;          //"end of line" Dalja ne kryerresht
10     cout<< "Une jam programues ne C++" //Shfaq ne ekran "Une jam programues ne C++"
11         << endl;          //"end of line" Dalja ne kryerresht
12
13     return 0;         //mbaron egzekutimi i funksionit kryesor
14 }
```



The screenshot shows a Windows command prompt window titled "C:\Windows\system32\cmd.exe". The output of the program is displayed as follows:

```
Pershendetje
Une jam programues ne C++
Press any key to continue . . .
```

PERMBLEDHJE

- Hapi 1 - New Project || C++ || Win32 ||
- Hapi 2 - Modifikimi || Console app || Empty Project ||
- Hapi 3 - Add New Item || C++ file ||
- Hapi 4 - Implementimi i programit || Pseudo-Kodi ||
- Hapi 5 - Kompilimi || Ctrl + F7 ||
- Hapi 6 - Egzekutimi || Ctrl + F5 ||
- Hapi 7 - Ruajtja ne disk

FALEMNDERIT

Pyetje?